

HEART FAILURE

Heart failure is when the heart cannot pump enough blood around the body. This means it can't meet the body's demand for oxygenated blood.¹

Heart failure is different from other cardiovascular health issues:^{1,2,3}



CARDIOVASCULAR DISEASE

Is a condition that refers to all diseases of the heart and blood vessels
This includes heart attacks, heart failure, as well as stroke, and peripheral artery diseases



HEART ATTACK


Supply of blood carrying oxygen to part of the heart muscle is suddenly blocked and is an emergency
Can lead to chronic heart conditions such as heart failure



HEART FAILURE

A condition where the heart muscle becomes weak
It is progressive and potentially fatal

The 3 main symptoms of heart failure are:⁴



BREATHLESSNESS



BUILD-UP OF EXCESS FLUID LEADING TO SWELLING, E.G. IN THE ANKLES



FATIGUE

Other symptoms include:⁴

Persistent coughing or wheezing, lack of appetite, nausea, confusion, increased heart rate

Heart failure has a huge impact around the world:




1 IN 5

will develop heart failure in their lifetime⁵

Heart failure affects **60 MILLION** people worldwide &



approx. half of them have heart failure with preserved ejection fraction (HFpEF)^{6,7}



Heart failure is a leading cause of hospitalization globally



50%

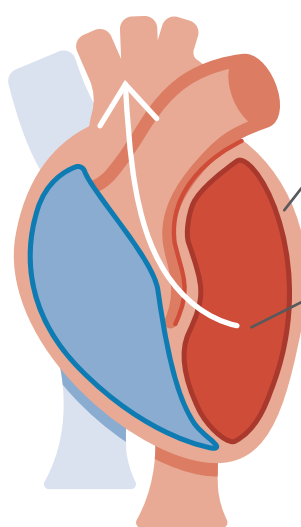
Approximately 50 percent of patients diagnosed with heart failure will die within 5 years⁹

There are 2 main types of heart failure:

These are categorised by the amount of blood pumped out of the heart's left ventricle, known as Left Ventricular Ejection Fraction (LVEF)¹⁰

1 HEART FAILURE WITH REDUCED EJECTION FRACTION (HFrEF)¹¹

Or systolic failure



The left ventricle loses its ability to contract normally

It can't contract with the required force to push enough blood into circulation

LVEF = <40%¹²

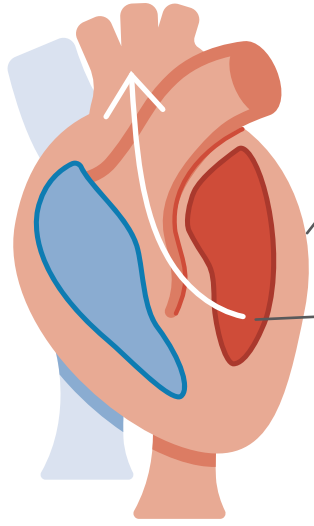
AVAILABLE TREATMENTS

Currently there are 4 main drug classes for the treatment of HFrEF:^{13,14,15}

- β -blockers
- Angiotensin-converting enzyme (ACE) inhibitors
- Angiotensin receptor-neprilysin inhibitors (ARNI)
- Mineralocorticoid receptor antagonists (MRAs)¹⁵
- Angiotensin-receptor blockers (ARBs)
- SGLT-2 inhibitors

2 HEART FAILURE WITH PRESERVED EJECTION FRACTION (HFpEF)¹¹

Or diastolic failure



The left ventricle loses its ability to relax normally due to the muscle becoming stiff

It can't stretch and fill with as much blood as normal, so less blood is pumped into circulation

LVEF = >50%¹²

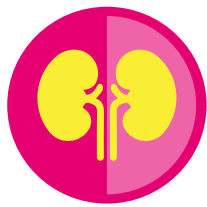
AVAILABLE TREATMENTS

There are currently **no available treatments** for HFpEF⁷


This is considered **the single largest unmet need in cardiovascular medicine¹⁶**

Several large, randomized placebo-controlled clinical studies are providing additional insights into potential treatments for HFpEF.^{17,18}

Because of the interconnectivity of the heart with other organs, people with heart failure have a high risk of having or developing other conditions such as:¹⁹



KIDNEY DISEASE



TYPE 2 DIABETES

Taking action to effectively look after the organs and manage conditions can help to prevent and delay any organs from getting worse.^{20,21,22}

References:

1. American Heart Association. What is Heart Failure? Available at: <https://www.heart.org/en/health-topics/heart-failure/what-is-heart-failure>. Accessed: August 2021.
2. American Heart Association. What is a Heart Attack? Available at: <https://www.heart.org/en/health-topics/heart-attack/about-heart-attacks>. Accessed: August 2021.
3. American Heart Association. What is Cardiovascular Disease? Available at: <https://www.heart.org/en/health-topics/consumer-healthcare/what-is-cardiovascular-disease>. Accessed: August 2021.
4. American Heart Association. Warning Signs of Heart Failure. Available at: <https://www.heart.org/en/health-topics/heart-failure/warning-signs-of-heart-failure>. Accessed: August 2021.
5. Ponikowski P, et al. ESC Heart Fail. 2016;1(1):4-25.
6. OGBD 2017. Lancet. 2018;392(10159):1789-1858.
7. Andersen, M.J., Borlaug, B.A. Curr Cardiol Rep. 2014;16,501. doi: 10.1007/s11886-014-0501-8.
8. Ambrosy AP, et al. J Am Coll Cardiol. 2014;63(12):1123-33.
9. Benjamin EJ, et al. Circulation. 2019;139:e56-e528.
10. Kosaraju A, et al. Left Ventricular Ejection Fraction. In: StatPearls. Treasure Island (FL): StatPearls Publishing; May 3, 2021.
11. American Heart Association. Types of Heart Failure. Available at: <https://www.heart.org/en/health-topics/heart-failure/what-is-heart-failure/types-of-heart-failure>. Accessed: August 2021.
12. Bozkurt B, et al. Circulation: Cardiovascular Quality and Outcomes. 2021;14(4):e000102.
13. Straw S, et al. Open Heart. 2021;8:e001585. doi: 10.1136/openhrt-2021-001585.
14. Maddox TM, et al. J Am Coll Cardiol. 2021.[Epub ahead of print].
15. Zannad et al. European Heart Journal. 2012;33(22):2782-95.
16. Butler J, et al. JACC Heart Fail. 2014;2(2):97-112. doi:10.1016/j.jchf.2013.10.006
17. ClinicalTrials.gov. NCT03057951. Accessed: August 2021.
18. ClinicalTrials.gov. NCT03619213. Accessed: August 2021.
19. Metra, M, et al. Journal of Cardiovascular Medicine. 2011;12(2):76-84. doi: 10.2459/JCM.0b013e32834058d1
20. Rippe JM. AM J Lifestyle Med. 2019;13(2):204-12.
21. Luyckx VA. Kidney Int Suppl. 2017;7(2):71-87.
22. American Diabetes Association. Diabetes Care. 2021;44(Suppl.1):S1-S2

Date of preparation: August 2021 | Job code: PC-CRP-102835